

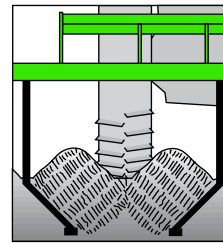
TerraTill® above is equipped with bedding tools and bed rollers for a one pass tillage and seedbed preparation tool.

**Standard Features:**

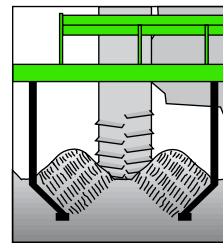
- **Heavy duty diamond mast frame** has 4 x 7 x 3/8" tube on the front bar. The same frame can be used for zone loosening for 30 to 32" rows in most leg configurations. Heavy Category III wide hitch is standard on all models.
- Spring loaded swivel coulters with fluted blade provides up to **1200 pounds of residue slicing pressure.**
- Each Leg is protected by three high quality replaceable wear surface parts.
- **Screw Jack Gauge Wheels** and 1 x 3" shanks with clamps (for bedding tools on the back bar) are **included** with selected models.

**Break up compaction without destroying soil structure. The Bigham TerraTill®** bends subsoil to remove hardpans. The TerraTill® uses the same leg design principles that makes the Paratill successful, but provides a narrower, more shallow loosened zone. In

average field conditions each TerraTill Leg loosens a zone approximately 12" to 18" wide up to a 17" operating depth. Reduction in the width of the loosened zone results in a better maintained firm traffic lane in narrow spaced row crops. **High clearance TerraTill®** Legs provide frame clearance for deep soil penetration. Four, Six and Eight Leg machines are equipped with coulters for operation in heavy residue. Rear bedding tools on the TerraTill® frame may combine deep tillage and ridging or bedding in the same pass to save trips across the field.



**Paratill®** has proven successful for zone loosening soil on wide row spaces in a stale seedbed system. On narrow row spacing, the loosening action of the Paratill® may extend from leg to leg across the traffic lane. This reduces or eliminates firm furrows to support traffic in a stale seedbed system.



**TerraTill®** loosens a more narrow zone to allow maintenance of a firm traffic lane in row spaces from 30" to 32". TerraTill® fits well with narrow row cotton (particularly on a stale seedbed) as well as corn, milo soybeans and other crops traditionally produced on narrow rows.

| P/N     | Description                                 | Number of Coulters | Usable Tool Bar Length | Qty. Rear Shanks | Approx. Ship Weight |
|---------|---|--------------------|------------------------|------------------|---------------------|
| 907-124 | TerraTill®, 4 Leg with Coulters             | 4                  | 14' 6"                 | -                | 3375 Lbs.           |
| 907-126 | TerraTill®, 6 Leg with Coulters             | 6                  | 16' 8"                 | -                | 4290 Lbs.           |
| 907-128 | TerraTill®, 8 Leg with Coulters             | 8                  | 22'                    | -                | 5200 Lbs.           |
| 907-134 | TerraTill®, 4 Leg w/ Coulters & Rear Shanks | 4                  | 14' 6"                 | 5                | 3670 Lbs.           |
| 907-136 | TerraTill®, 6 Leg w/ Coulters & Rear Shanks | 6                  | 16' 8"                 | 7                | 4710 Lbs.           |
| 907-138 | TerraTill®, 8 Leg w/ Coulters & Rear Shanks | 8                  | 22'                    | 9                | 5740 Lbs.           |

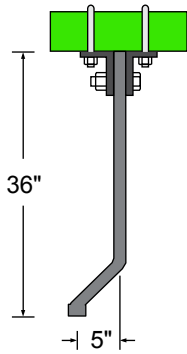
TerraTills® include: Tool bar (three bar Superbar II) with 4 x 7" front tube, Cat. III Hitch Assy., corresponding quantities of Legs with frame mounting clamps, spring loaded swivel coulters, gauge wheels (underframe gauge wheels with all units, two sets of gauge wheels for eight Leg TerraTills®), parking stands and 1 x 3" rear offset shanks with clamps to mount bedding tools on the rear bar as indicated. Note: Standard tool bar is engineered for 30" and 32" rows, please specify if an alternative row space is required. Lister Bottoms are not included. All units are priced unassembled, F.O.B. Lubbock, Texas.



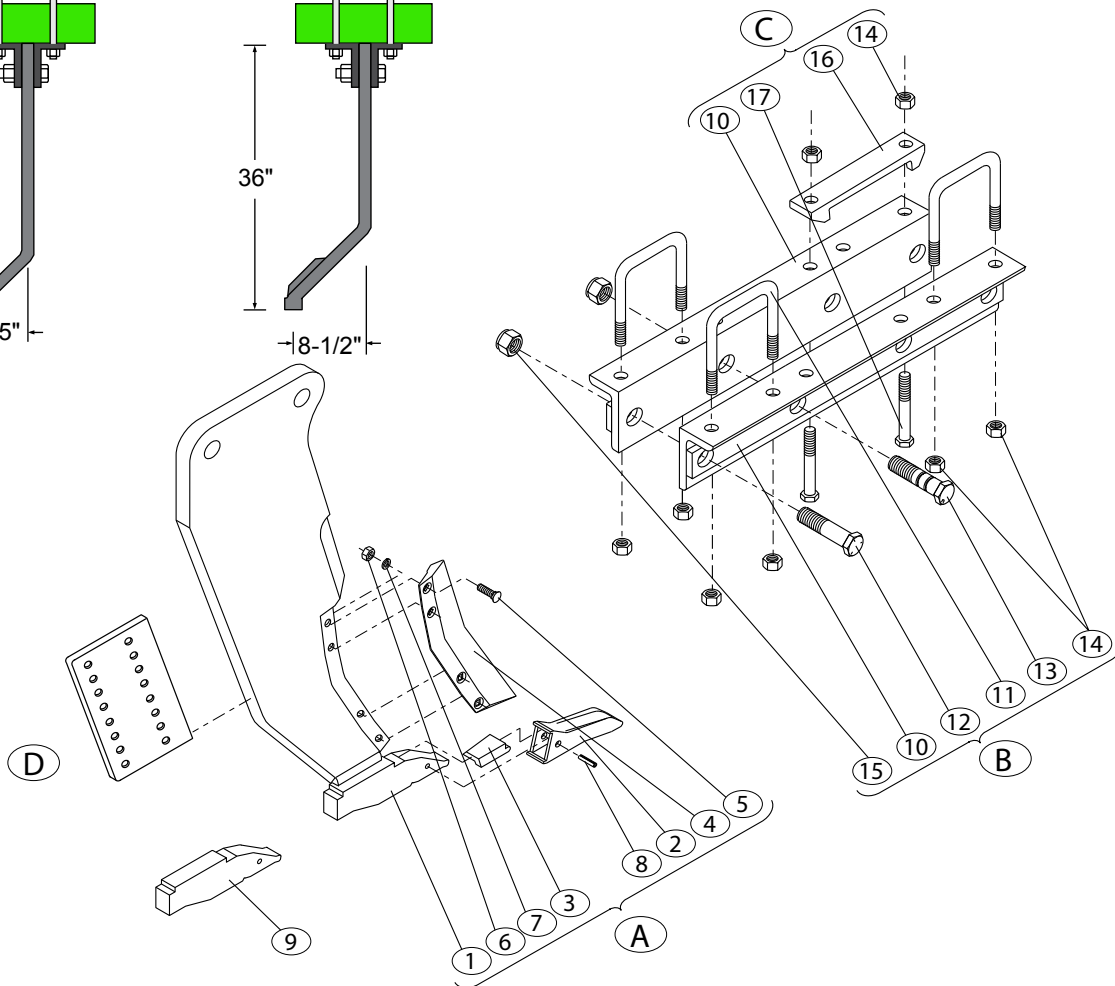
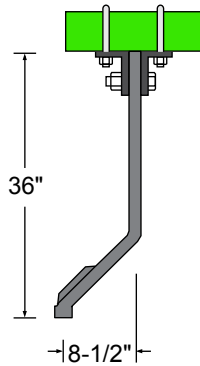
Lubbock, Texas (800) 692-4449  
 Carlisle, Arkansas (870) 552-7517  
[www.BighamAg.com](http://www.BighamAg.com)

# TerraTill® Leg Specifications and Parts Breakdown

## TerraTill Leg Specifications



## Paratill Leg Specifications



| REF# | PART#          | DESCRIPTION                             | QTY. REQ. PER ASSY.<br>*= LH OR RH | REF# | PART#          | DESCRIPTION                                     | QTY. REQ. PER ASSY.<br>*= 4" OR 7" FRONT MOUNT |
|------|----------------|---|------------------------------------|------|----------------|---|--|
| A.   | <b>709-085</b> | <b>LEG ASSY., LH TERRATILL H.C. 36"</b> | -                                  | B.   | <b>806-081</b> | <b>CLAMP ASSY; 2 BAR 25" SHEAR BOLT</b>         | -  |
|      | <b>709-086</b> | <b>LEG ASSY., RH TERRATILL H.C. 36"</b> | -                                  | 10.  | 636-960        | CLAMP ANGLE, 2 BAR 25"                          | 2  |
|      |                | <b>(PICTURED)</b>                       |                                    | 11.  | 610-0035       | U-BOLT, 7/8" FOR 4 x 4 BAR GR5                  | 2/4  |
| 2.   | 681-002HF      | POINT, CHROMIUM CARBIDE                 | 1                                  | 12.  | 602-1822Z      | BOLT,HCS ZP GR5 1-1/8 x 5-1/2"                  | 1  |
|      | 681-002R       | POINT, PARATILL ROCK POINT (Opt.)       | -                                  | 13.  | 610-1822Z      | SHEAR BOLT, ZP 1-1/8 x 5-1/2"                   | 1  |
| 3.   | 681-003L       | INSTEP, LH                              | 1*                                 | 14.  | 611-1401Z      | NUT, HEX ZP 7/8"                                | 8  |
|      | 681-003R       | INSTEP, RH                              | 1*                                 | 15.  | 613-1800Z      | NUT, HEX LOCK ZP 1-1/8"                         | 2  |
| 4.   | 681-004L       | UPPER SHIN, LH                          | 1*                                 | C.   | <b>806-087</b> | <b>CLAMP ASSY; 2 BAR 4" &amp; 7" SHEAR BOLT</b> | -  |
|      | 681-004R       | UPPER SHIN, RH                          | 1*                                 | 16.  | 628-308        | CAP, CAST 7" BAR                                | 2*   |
| 5.   | 681-009        | BOLT, PLOW GR 12.9 10 x 35MM            | 4                                  | 17.  | 602-1426Z      | BOLT, HCS ZP GR5 7/8 x 6-1/2"                   | 4*   |
| 6.   | 681-012        | NUT, HEX GR 12.9 x 10MM                 | 4                                  | D.   | <b>310-111</b> | <b>KNIFE PLATE FOR TERRATILL</b>                | -  |
| 7.   | 681-014        | WASHER, LOCK 10MM                       | 4                                  |      |                |   |  |
| 8.   | 681-015        | PIN, ROLL 8 x 60MM                      | 1                                  |      |                |   |  |
| 9.   | 681-070        | FOOT,TERRATILL (UNIV.)                  | -                                  |      |                |   |  |

**NOTE: HORSEPOWER REQUIREMENTS ARE 20-35 HP PER LEG DEPENDING ON SOIL TYPE, CONDITION AND OPERATING DEPTH.**

**BIGHAM • 705 E. SLATON ROAD • P.O. BOX 3338 • LUBBOCK, TX 79452 • (806) 745-0384  
1220 EAST DURKEE STREET • CARLISLE, AR 72024 • (870) 552-7517**